



SERIES 2100 WIDEBELT



QUALITY & VALUE WITHOUT COMPROMISE


Our Series 2100 widebelt models are designed to handle the requirements of small to mid-size job shops with precision and ease. Standard on these wet machines are, integrated coolant and filter system, integrated parts dryer, and motorized lift. All are economical investments, producing top-quality results job after job.

Series 2100 Widebelt features

- Disc brakes on main motor
- Mechanical readout
- Double infeed and outfeed holddown rolls
- Hour meter
- Motorized lift
- Four bed jacks
- Quick release outboard support
- Through-beam abrasive belt tracking
- Infeed stop bar
- 15-30 FPM feed speed A/C (reversing)
- Centralized lube hub on high speed bearings
- Air knife dryer
- Integrated coolant/filter system
- Stainless steel construction where needed
- Main motor load meter
- 0-5" opening
- 15" infeed loading area


Options

- Transformer to 220V



SERIES 2100 WIDEBELT


A Closer Look



Air Knife Dryer



Coolant Filter



Contact Drum Assembly

Series 2100 - Widebelt Model Options

Model Number	Head Type	Number of Heads	Drum/Brush Diameter	Horsepower	Minimum Part Length	Full Load Amps @ 460 Volts	Compressed Air Required @ 90psi	Weight	Belt Length
2111-12-0	Drum	1	6"	10	8"	23	2	2,800	60"
2111-13-0	Drum	1	6"	15	8"	32	2	4,000	60"

Metal Product Offering Codes

Identify your machine's model number using the codes listed below.

A. Series	B. Application	C. # of Heads	D. Top/Bot	E. Belt length	F. Machine Width	G. Head #1	H. Head #2	I. Head #3
2000 Series	1 = Metal wet	1	1 = Top	1 = 60"	2 = 25" 3 = 37"	Head Types 0 = Drum		

Use the chart above and the boxes below, to find the model number of your machine. In each box write in the number from the corresponding section in the chart. The following is an example of a model number and what it represents:

2111-12-0 = 2000 Series, metal wet machine, single head, top, 60" belt, 25" wide, with one drum

To find your model number, fill in the following boxes with the numbers from the corresponding section of the chart above.

A.	B.	C.	D.	E.	F.	G.
2	1	1	1	-	1	0



11123 89TH Avenue North • Maple Grove, Minnesota 55369 • Toll-free: 800-537-3611 • 763-488-6600 • Fax 763-488-6601
Internet: www.timesaversinc.com • E-mail: info@timesaversinc.com